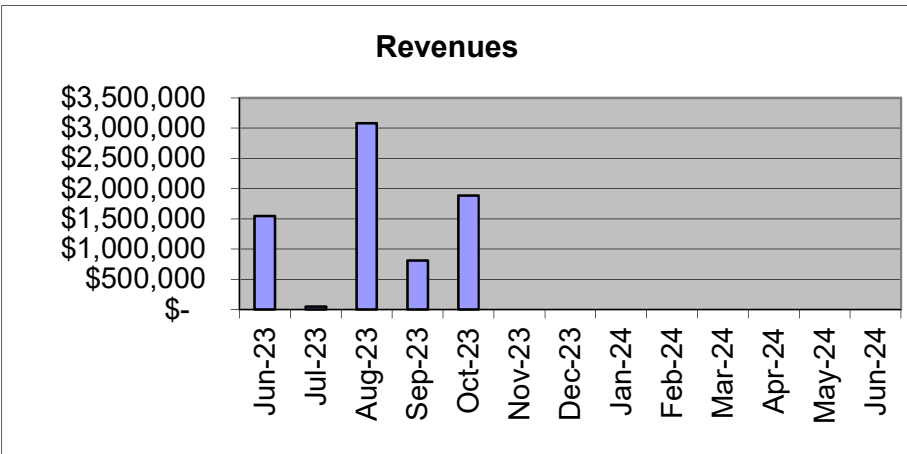
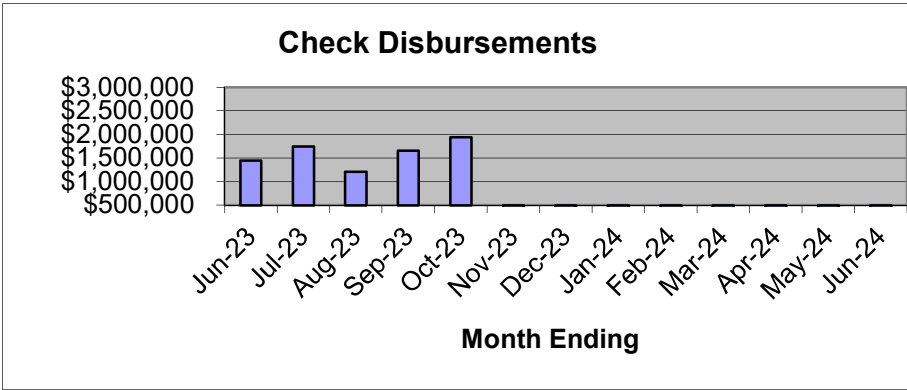
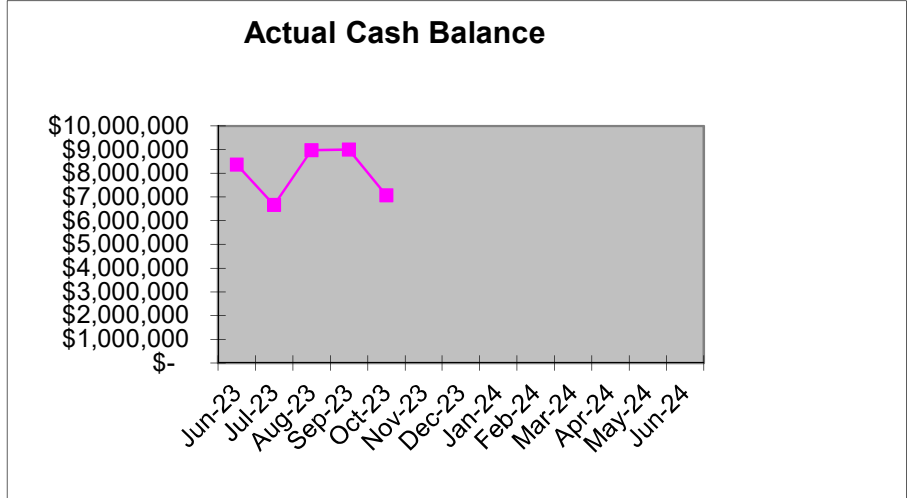


**River Valley School District
Board Financial Report
Octoberber 2023**

Month End Cash Balance	
	Actual
Jun-23	\$ 8,361,721
Jul-23	\$ 6,665,748
Aug-23	\$ 8,981,699
Sep-23	\$ 9,004,378
Oct-23	\$ 7,064,193
Nov-23	
Dec-23	
Jan-24	
Feb-24	
Mar-24	
Apr-24	
May-24	
Jun-24	
Checks	
	\$ Amount
Jun-23	\$ 1,441,871
Jul-23	\$ 1,742,394
Aug-23	\$ 1,207,775
Sep-23	\$ 1,657,060
Oct-23	\$ 1,940,492
Nov-23	\$ -
Dec-23	\$ -
Jan-24	\$ -
Feb-24	\$ -
Mar-24	\$ -
Apr-24	\$ -
May-24	\$ -
Jun-24	\$ -
Revenues	
	\$ Amount
Jun-23	\$ 1,545,986
Jul-23	\$ 47,686
Aug-23	\$ 3,080,205
Sep-23	\$ 810,007
Oct-23	\$ 1,887,591
Nov-23	\$ -
Dec-23	\$ -
Jan-24	\$ -
Feb-24	\$ -
Mar-24	\$ -
Apr-24	\$ -
May-24	\$ -
Jun-24	\$ -



October 2023

The Peoples Community Bank

Beginning Balance	\$ 3,092,571.66
ADD: Total Credits	\$ 58,952.65
LESS: Total Debits	\$ (1,657,059.85)
	<u>\$ 1,494,464.46</u>

Local Government Investment Pool

#1 (general account)	\$ 4,491,002.22
#2 (fund 49 - building fund)	\$ 651,015.49
#3 (fund 39 - debt service)	\$ -
#4 (Misc. Project)	\$ -
#5 (fund 46)	\$ 10,207.93
Subtotal	<u>\$ 5,152,225.64</u>

LESS: Short term loan

\$ -

Ending Balance

\$6,646,690.10